



POWER BY



XE20SE-2 Mini Excavator

Melbourne: 10-14 Citrus St, Braeside VIC 3195
Sydney: 293 Parramatta Rd, Auburn NSW 2144

Website: www.mxg.com.au

Phone: 1800 834 611

Email: Info@mxg.com.au



Engine Model: Kubota D902
Gross Power: 11.8kW/2300rpm
Operating Weight: 1,880kg

High Performance in a Compact Design

WALK-AROUND

The zero-tail swing XE20SE-2 is the perfect choice for working in tight conditions. High performance in a compact design for greater versatility and controllability.

BOOM CYLINDER MOUNTED, PROTECTIVE CYLINDER

LED LIGHT(Optional)+ALARM LAMP ROPS and TOPS Certified



CAB and Fire Extinguisher Optional



Adjustable Rubber tracks width 990-1300mm
Two speed motor(hosings hidden)



EMERGENCY BRAKE BUTTON



BOLD PIPELINE



FOLDABLE BLADE



Please confirm with our sales team for exact details. Optional:Two pattern control(SAE and ISO),Reverse Sensor Beeper with switch, Emergency Stop,Canopy LED lights,Unti touch button for hydraulic quick hitch,Warning lights,Boom Led cover,cabin,Fire Extinguisher,Hydraulic quick hitch and so on.

HIGH PERFORMANCE IN TIGHT CONDITIONS

A COMPACT MODEL WITH HIGH PERFORMANCE

XE20SE with ROPS/TOPS canopy provides excellent visibility, stability, optimal comfort, and safety. For tough jobs in tight corners that demand precision control and state-of-the-art performance.

XE20SE is ready to work, offering following advanced features: Zero-tail swing, hydraulic retractable undercarriage, boom swing, foldable dozer blade. Featuring high reliability, low operating cost, and superior efficiency, and you've got the ideal mini for a wide range of modern jobs.


Zero-tail Swing

With zero-tail swing, even the tightest space becomes an efficient work place. The tail always stays within the width of the tracks (when extended) and lets you turn the canopy throughout its 360-degree turning radius with complete confidence and safety. Starting point by developing our zero-tail SE20SE, balance, fast and smooth operation was our main target. It results in a compact excavator with excellent balance and comes to its full potential in urban environments, landscaping, and small demolition in and outside buildings.



Extended Undercarriage

With the standard hydraulic retractable undercarriage passing through a narrow doorway or gate is easy. Extended undercarriage provides the operator better stability, lifting and loading performance.



Boom Swing

The left and right boom swing angle supports complex operating conditions like parallel wall digging or working in narrow spaces.

Foldable blade

Through two pin shafts, the dozer blade can be folded and expanded easily. In a confined space, the blade width can be adjusted arbitrarily, which makes the construction much easier.



OPERATIONAL COMFORT

LARGE OPERATOR ENVIRONMENT WITH ERGONOMIC CONTROL LAYOUT

The XE20SE provides an uncompromised operator environment – which, together with excellent visibility, provides unmatched operator comfort and safety. This machine is built around the operator – providing optimal ergonomics for operators of all sizes. Access to the seat is convenient thanks to the large entry,



EASY ACCESS FOR MAINTENANCE

EASY SERVICE ACCESS

XE20SE is developed with taking particular attention to ease of service access. With a single access point for the daily maintenance of all main components, fuel level gauge and refuelling through the lockable cap.

The XE20SE is designed for lower maintenance cost with longer service intervals- resulting in more machine availability on-site. Meanwhile, skilled MXG-trained technicians are available to provide extra support when needed.



LIFTING CAPACITY FORM

ISO 10567

LIFT CAPACITY	RATED LIFT CAPACITY OVER BLADE, BLADE DOWN -kg			RATED LIFT CAPACITY OVER BLADE, BLADE UP -kg			RATED LIFT CAPACITY OVER SIDE, BLADE UP -kg		
	Am Bmm	2000	3000	At Max.Radius@(mm)		At Max.Radius@(mm)		At Max.Radius@(mm)	
2500	-	-	-	323*(2577)	-	-	323*(2577)	-	312*(2577)
2000	-	-	-	338*(2965)	-	-	205*(2965)	-	198*(2965)
1000	554*	422*	-	366*(3316)	338	155	131*(3316)	333	147
0	641*	404*	-	356*(3261)	305	145	115*(3261)	300	137
-1000	438*	-	-	304*(2767)	279	-	144*(2767)	272	138*(2767)

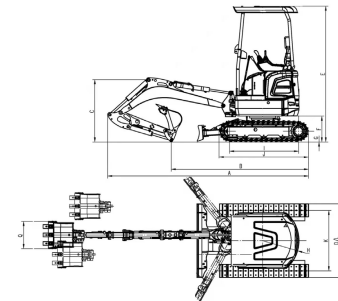
NOTICE:

1. Please refer to the Operator's Manual for other details.
 2. According to ISO10567 the rated load is 75% of the effective static tipping load or 67% of the rated hydraulic lifting load (the standard value is the smaller one). It's able to turn 360 degrees and work on the flat ground.
 3. Lift capacity stays with ±5% for all available track shoes.

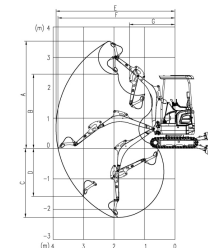
SPECIFICATIONS

ENGINE	
Model	KUBOTA D902
Type	Vertical, water cool, 4-cycle
No. of cylinder	3
Emission	EPA Tier 4 Final/Europe Stage V
Displacement	0.898L
Power output	11.8kW/2300rpm
HYDRAULIC SYSTEM	
Type	Axial piston-variable displacement
Max. hydraulic flow	64L/min
DIGGING FORCE (ISO6015)	
Bucket digging force	16kN
Arm digging force	9.5kN
BUCKET	
Type	Backhoe bucket
Bucket capacity	0.04 m ³
Bucket width	450 mm
DRIVE SYSTEM	
Type	Axial piston motor
Track roller	2×3
Track shoes	2×37
Travel speed	2.2/4.3km/h
Max. Drawbar pull	18kN
Grade ability	58%
SWING SYSTEM	
Swing motor type	Cycloidal motor
Swing speed	0-9.5r/min
REFILLING CAPACITIES & LUBRICATIONS	
Fuel tank	19L
Cooling system	5L
Engine oil	3.7L
Hydraulic oil tank	13.7L
Engine oil	21.5L
OPERATING WEIGHT AND GROUND PRESSURE	
Shoe width	230mm
Ground pressure	29kPa
Operating weight	1880kg

DIMENSIONS (BOOM: 1828 mm ARM: 950 mm)		mm
A	Overall length	3575
B	Ground contact length (Transportation)	2440
C	Overall height(to top of boom)	1105
D	Overall width	990/1300
E	Overall height(to top of cab)	2405
F	Counter weight ground clearance	460
G	Ground clearance	145
H	Tail swing radius	650
I	Crawler wheel base	1230
J	Track length	1593
K	Track gauge	760/1070
L	Track width	990/1300
Q	Bucket width	485



WORKING RANGE		mm
A	Max. digging height	3570
B	Max. dumping height	2480
C	Max. digging depth	2270
D	Max. vertical digging depth	1910
E	Max. digging radius	3910
F	Max. digging radius, at ground level	3840
G	Min. swing radius of work equipment	1440
H	Maximum Dozer Lift Height	280
I	Maximum Dozer Dig Depth	190



* The specifications are subject to change without notice. The pictures may include options. The actual color & appearance of the product may differ from what is shown.